

local action. global impact.

2018 CORPORATE SUSTAINABILITY REPORT



Letter from the Chairman and CEO 1

Overview 2

About ADM	2
Sustainability Governance	3
Commitments and Policies	3
Awards and Memberships	4
Materiality Assessment	5
Sustainability Matrix	6
SDG Mapping	7

Climate Action 8

CCS Update	9
ESMC Membership	10
GHG Emissions and Energy Reduction	10
Transformation Spotlight: Transportation	11

Life On Land 13

Waste to Landfill Reduction	14
No-Deforestation, No-Peat, No-Exploitation	14
Palm	14
Soy	15
Transformation Spotlight: Field to Market	16

Clean Water And Sanitation 17

Water Usage Reduction	18
AgWater Challenge	19
Transformation Spotlight: Huito	20

Zero Hunger 21

Postharvest Loss	22
Transformation Spotlight: Bringing Thresher Technology to African Smallholders	24
ADM Cares	25
Food Safety and Quality	27

Decent Work And Economic Growth 28

Human Rights	29
Diversity	30
Transformation Spotlight: Income Diversification	31
Safety	34

Appendix 35

Third Party Verification	35
GRI Content Index	38

Letter from the Chairman and CEO

DEAR STAKEHOLDERS:

ADM is a company with deep roots in agriculture. We understand the importance of being good stewards of land, water and air – all of which are critical to our business and the people we serve. And as we have grown and evolved in recent years, our commitment to sustainable practices and environmental responsibility has grown along with us. The goals we have set for ourselves in this area are ambitious, and yet our colleagues around the globe are achieving, and in many cases, exceeding them.

These efforts are not going unrecognized. ADM was named an Industry Mover in the RobecoSAM Sustainability Yearbook 2018. Along with General Mills and Agrible, we received the 2018 Collaboration of the Year Award from The Alliance for Sustainable Agriculture. And we were a year ahead of our own schedule in completing – and in many cases exceeding – our targets for per-unit energy usage, greenhouse gas emissions, water and waste reduction.

Now, we're turning to new challenges. In alignment with the United Nation's Sustainable Development Goals, we are focusing our accelerating efforts on four key areas: Zero Hunger, Clean Water and Sanitation, Climate Action, and Life On Land. This report will help explain how our efforts in each of those issue areas will help shape our sustainability achievements going forward.

And, because a widening, ambitious sustainability agenda requires dedicated leadership at the highest level, our Board this year has created a new committee on Sustainability & Social Responsibility, led by Board Member Suzan Harrison. Critically, the committee will have broad oversight over a wide range of key issue areas that together comprise our commitment to good corporate citizenship. Its remit includes sustainable practices and environmental responsibility, as well as community relations, social well-being, and safety.

The health and safety of our 40,000 colleagues around the globe remains an area of relentless focus. I'm proud that 2018 was the 18th consecutive year in which we reduced our number of recordable injuries, but at the same time, we cannot become complacent. So we're continuing to expand and intensify our efforts, including with a strong emphasis on process safety in the first half of 2019.

Our corporate citizenship efforts also encompass our goals for diversity and inclusion. In 2018, organizations including Profiles in Diversity Journal, USG Corporation, and The Rising Tides recognized our efforts to build an inclusive and diverse culture. Early in 2019, we announced a partnership with Paradigm for Parity®, and a commitment to achieving gender parity within our senior leadership structure by 2030. This is an area that is critical to our success, and one that will remain a high priority.

For ADM, being a good steward of our culture and of our environment is part of who we are. The pages that follow show some of the important strides we've made and the lives we've affected. But what is truly exciting is that the best for these efforts – and for our company – is yet to come.



A handwritten signature in black ink that reads "Juan R. Luciano".

Juan R. Luciano
Chairman and CEO

Overview

About ADM

For more than a century, the people of Archer Daniels Midland Company (ADM) have transformed crops into products that serve the vital needs of a growing world. Today, we're one of the world's largest agricultural processors and food ingredient providers, with approximately 40,000 employees serving customers in nearly 200 countries. With a global value chain that includes approximately 450 crop procurement locations, more than 330 food and feed ingredient manufacturing facilities, 62 innovation centers and the world's premier crop transportation network, we connect the harvest to the home, making products for food, animal feed, industrial and energy uses.

To enhance the efficiency of transporting large quantities of raw materials and finished products between the company's procurement facilities and processing plants, and also the final delivery of products to its customers around the world, the company owns approximately 1,800 barges, 12,000 rail cars, 360 trucks, 1,200 trailers, 100 boats, and 10 oceangoing vessels; and leases, under operating leases, approximately 610 barges, 16,400 rail cars, 240 trucks, 190 trailers, 4 boats, and 12 oceangoing vessels.

Headquartered in Chicago, Illinois, ADM connects crops to markets on six continents. Revenues for the fiscal year 2018 were \$64.3 billion. To learn more about our company, please visit www.adm.com.



Sustainability Governance

ADM's sustainability efforts are led by our Chief Sustainability Officer (CSO) under the direction of the Sustainability and Social Responsibility Committee of the Board of Directors. The CSO is supported by a Sustainability Council made up of senior management and company officers representing our strategy, law, communications, and operations teams. Regular reports on implementation efforts and progress are given to the Board of Directors. In addition to our corporate group, we have regional teams in North America, South America and EMEA supporting sustainability initiatives and implementation on the ground.



External Commitments and Policies

ADM has set forth several key social and environmental corporate policies. Collectively, these commitments outline our expectations for our colleagues, business partners and contractors, and our organization as a whole. They establish clear standards that govern our approach to raw material sourcing, environmental stewardship and employee conduct, among other areas, and they state our positions on issues of widespread public interest. These standards were developed with input from our operations, law, compliance, environmental, and health and safety teams, and were approved by Chairman and CEO Juan Luciano.

- [Code of Conduct](#)
- [Environmental Policy](#)
- [Human Rights Policy](#)
- [Commitment to No-Deforestation](#)
- [Statement on Genetically Modified Organisms](#)
- [Statement on Animal Testing](#)
- [Commitment to Anti-Corruption Compliance](#)
- [ADM Supplier Expectations](#)

Commitments and Policies

- Signatory of the UN Global Compact
- Signatory of ITC's Trade for Sustainable Development Principles

Awards and Memberships



COLLABORATION OF THE YEAR

ADM is a member of more than 200 business/trade associations and sustainability initiatives, including:

- ABRAPALMA – Brazilian Palm Association
- American Soybean Association
- Brazilian Association of Vegetable Oil Industries
- Canadian Renewable Fuels Association
- Corn Refiners Association
- European Biodiesel Board
- FEDIOL – The European Union Oil and Proteinmeal Industry Association
- Field to Market
- Food Supplements Europe
- Earthworm Foundation, formerly The Forest Trust
- International Sustainability and Carbon Certification (ISCC)
- National Biodiesel Board
- National Oilseed Processors Association
- The ProTerra Foundation
- Roundtable on Responsible Soy (RTRS)
- Roundtable on Sustainable Palm Oil (RSPO)
- United Nations Global Compact

For an extended list of organizations of which ADM is a member, please click [here](#).



Materiality Assessment

Materiality is key to sustainability reporting. With so many topics that could be covered, conducting a materiality assessment allows us to focus our reporting on topics that reflect our economic, environmental and social impacts.

ADM engaged Deloitte Advisory to undertake a formal materiality assessment to help inform our Corporate Sustainability Report. We asked Deloitte to apply its knowledge of the Global Reporting Initiative (GRI) methodology and our industry to select stakeholders for engagement.

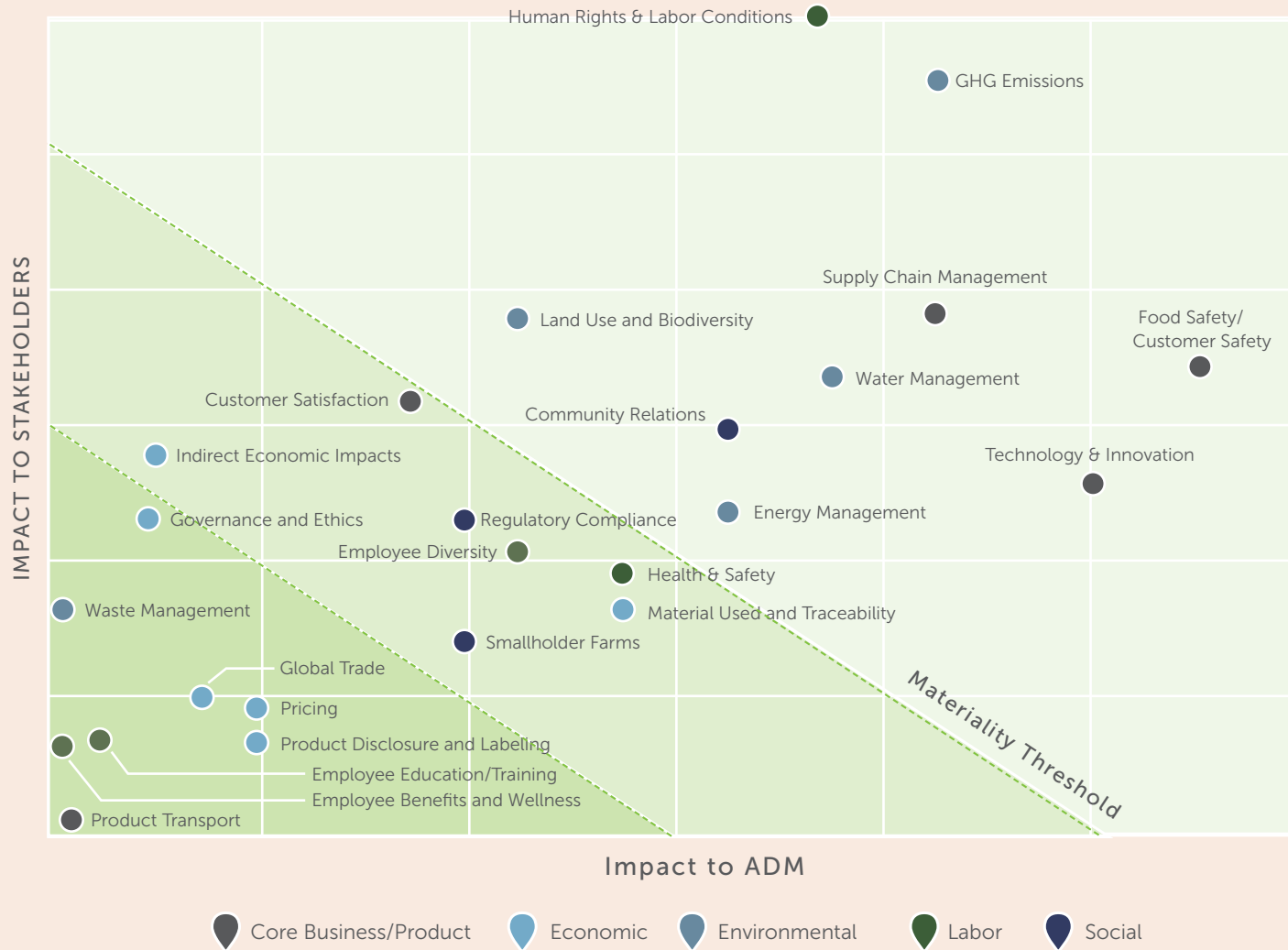
Working with ADM, Deloitte included and surveyed a variety of internal and external stakeholders and conducted secondary research that included a review of documents published by a variety of parties. To select the list of stakeholders to include in the materiality assessment, ADM and Deloitte applied GRI's stakeholder selection criteria of responsibility, influence, proximity, dependency, and representation.

The following stakeholder groups were included as part of the assessment:

- **ADM leadership** – interviews
- **Investors** – interviews
- **Analysts** – secondary research
- **Customers** – interviews and secondary research
- **Employees** – survey
- **Trade associations** – interviews and secondary research
- **Regulators** – secondary research
- **Civil society/Non-governmental Organizations (NGOs)** – interviews

The process revealed that several key topics were consistent across all stakeholder groups, with deforestation, human rights, and environmental criteria among the primary topics raised.

In order to define materiality, topics were then further ranked and prioritized based on current management programs; potential risks; and economic, environmental, and social impacts.



Ongoing engagement via customer feedback, NGO inquiries, and the efforts of our investor relations team have provided continuing feedback that helps direct our programs. Identified in 2017 as emerging topics, soil health and water quality initiatives were included in our 2018 sustainability program. To ensure proper long-term focus, the materiality assessment will be updated at regular intervals in the future.



The United Nations Development Programme created the Sustainable Development Goals (SDGs) as a universal call to action to end poverty, protect the planet and ensure that all people enjoy peace and prosperity. The 17 SDGs provide clear guidelines and targets for countries and governments, although industry still has a vital role to help achieve these goals. At ADM, we have undertaken a mapping exercise to determine which SDGs align with our business objectives and in turn allow us to make the greatest contribution toward achievement. Specifically, we are focusing our efforts toward Zero Hunger, Clean Water and Sanitation, Climate Action, Decent Work and Economic Growth, and Life On Land.



Climate Action

As a global enterprise, climate change is an issue that has implications for our employees, our stakeholders, the communities in which we operate, and all aspects of our business. ADM has a large industrial footprint, and we believe we have a responsibility to lower emissions related to our business activities. What's more, the agricultural supply chain – with which ADM is closely associated – contains a variety of emissions sources, as well as potential emission sequestration capabilities. That's why ADM is working to address climate change through three key areas of focus:

- Renewable product and process innovations, such as our carbon sequestration project in Decatur, Illinois;
- Supply chain commitments, such as our No-Deforestation policy; and
- A strategic approach to operational excellence, which emphasizes enhancing the efficiency of our production plants throughout our global operations, including oversight by a centralized energy management team that enables ADM to identify and share successful programs across business or geographic regions.

As a company, we are committed to meeting our environmental obligations, while pursuing ways to continually improve our efforts in both protecting the environment and enhancing environmental sustainability.



Carbon Capture and Storage (CCS)

Advanced carbon capture and storage (CCS) technologies offer significant potential for reducing carbon dioxide emissions, while minimizing the economic impacts of the solution. Under the Industrial Carbon Capture and Storage (ICCS) Program, the U.S. Department of Energy (DOE) has collaborated with industries in cost-sharing arrangements to demonstrate technologies that will capture carbon dioxide emissions from industrial sources and either store or beneficially re-use them.

In 2018, ADM continued operation of its CCS project, successfully injecting and sequestering 525,000 metric tons of CO₂ and bringing the total carbon sequestered for both phases of the project to just over 2 million metric tons. Operation of the well and subsequent monitoring is providing valuable information for the project partners, as we continue to demonstrate the viability of the technology.

The 15,000 square foot educational facility located at Richland Community College, just north of the injection well, has continued

to provide valuable learning opportunities. The facility hosted 27 organized events and had approximately 4,000 visitors in 2018.



ESMC Membership

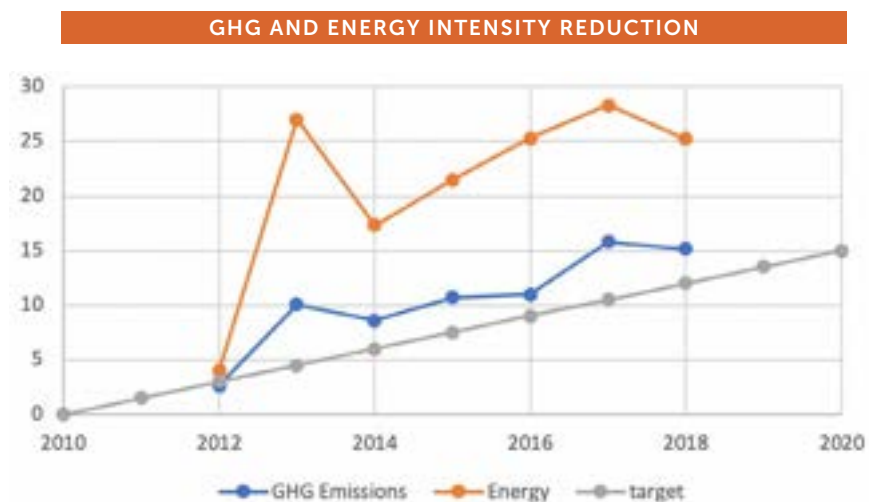
ADM recently became one of eleven Founding Circle members of The Ecosystem Services Market Consortium (ESMC). With members representing private-sector and nonprofit organizations that play major roles in the world’s agricultural supply chain, the ESCMC seeks “to advance the development of a market-based approach to promoting land stewardship to build healthy soils, soil carbon sequestration and water conservation on the globe’s working lands.”

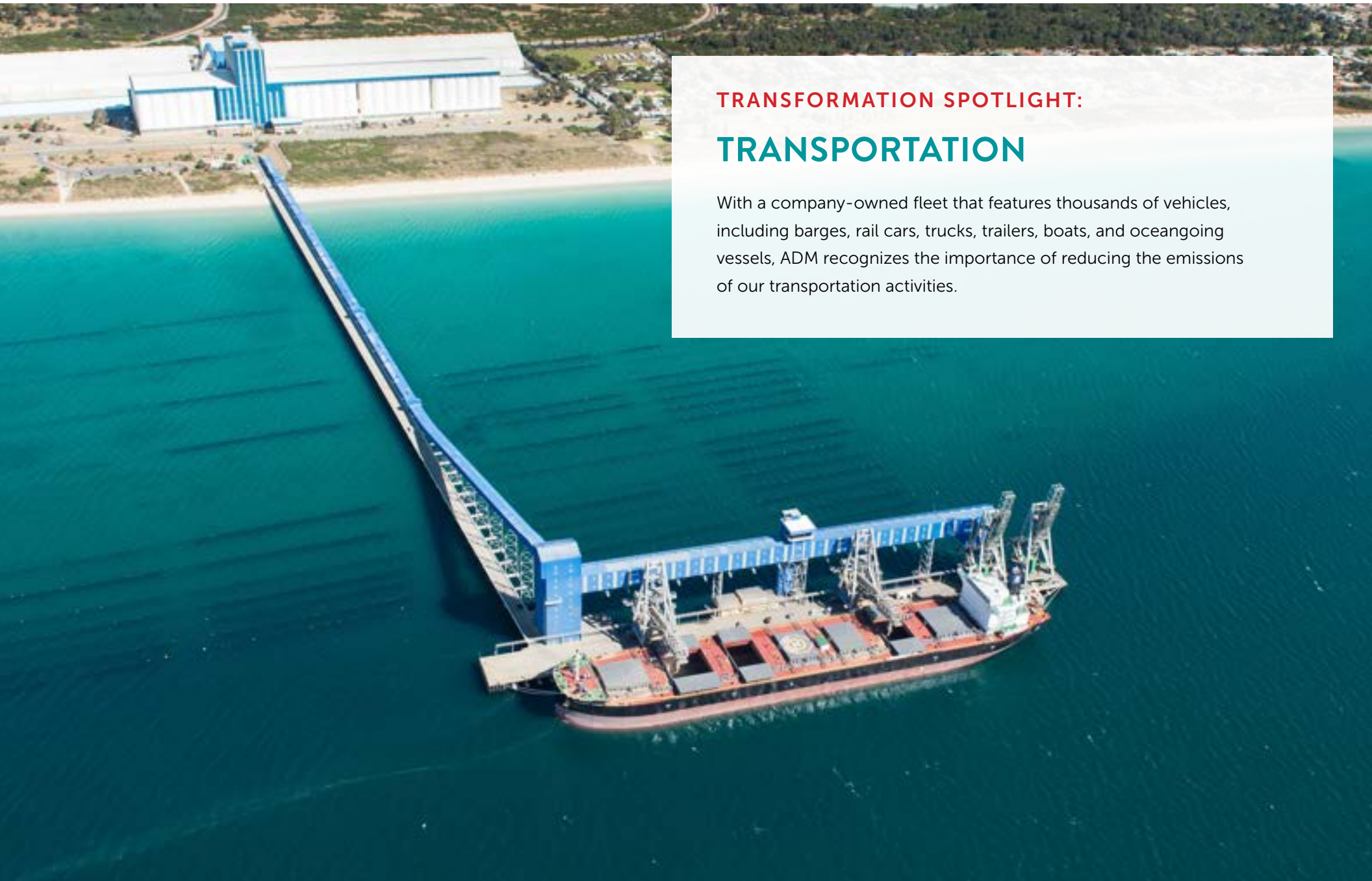
As part of our involvement with the Consortium, ADM is working with member companies to try to monetize and incentivize farm practice improvements, such as carbon credits for soil sequestration achieved through healthier soil practices. These efforts hold great potential to

significantly sequester carbon within ADM’s supply chain, while also improving profits for farmers and providing a solid business case for others to implement best practices.

Greenhouse Gas (GHG) Emissions and Energy Intensity Reductions

During the past year, ADM has continued its efforts to improve energy efficiency and thereby reduce GHG emissions. We have continued to execute on projects that have been identified and implemented over the past several years, and expanded our energy “treasure hunts” globally throughout our operations after successfully implementing in North America in 2017. Although we have achieved our 15% reduction goals well ahead of the 2020 target, we will continue the momentum we have built and aim for additional reductions.





TRANSFORMATION SPOTLIGHT:

TRANSPORTATION

With a company-owned fleet that features thousands of vehicles, including barges, rail cars, trucks, trailers, boats, and oceangoing vessels, ADM recognizes the importance of reducing the emissions of our transportation activities.

In 2018, much of our effort focused on switching to biofuels whenever possible. The American River Transportation Company (ARTCO) – a wholly owned subsidiary of ADM – used approximately four million gallons of biodiesel fuel to power a variety of harbor and fleet vessels.

Encouraged by the progress to date, ADM is actively working to increase the percentage of biodiesel blended into traditional diesel fuel for fleet vessels. Trials are underway with ADM's engine manufacturer and a large producer of petroleum to demonstrate that engines used by the fleet are capable of running on a higher bio-blend fuel than was originally anticipated. In 2018, we increased biofuel usage in our line boats by 23%, and we are hoping to further increase biofuel usage in 2019 and beyond. ARTCO is also conducting feasibility studies for alternative fuels and propulsion methods for line-haul boats and harbor tugboats.

Additionally, ADM Trucking Services is a registered EPA SmartWay transport partner. The SmartWay Program is designed to allow partners to create a higher degree of accountability and transparency in pursuit of increased efficiency, reduced emissions, and innovations related to sustainability. The division also has begun work to assess alternative fuel options for company-owned trucks, including compressed natural gas (CNG) and liquefied natural gas (LNG).



Life on Land

Being a good steward of the environment is part of ADM's value of respect. ADM uses natural resources in manufacturing, storage and distribution, including electricity, water, fuel and raw materials. We also generate waste and have chemical storage onsite at many of our facilities, which have the potential to impact land, water and air. As a company, we are committed to meeting our environmental obligations, while pursuing ways to continually improve our efforts in both protecting the environment and enhancing environmental sustainability.

Waste to Landfill Reduction

ADM set a target of reducing waste to landfills to a rate of less than 15 percent by 2020. Through global efforts to increase recycling and find alternative uses for waste—such as sending unusable grain to be turned into fuel or fertilizer—we have achieved a company-wide waste-to-landfill rate of 19.6 percent. Monsoon conditions in parts of the U.S. during the year limited our ability to beneficially reuse some waste streams as soil amendments, requiring them instead to be landfilled.

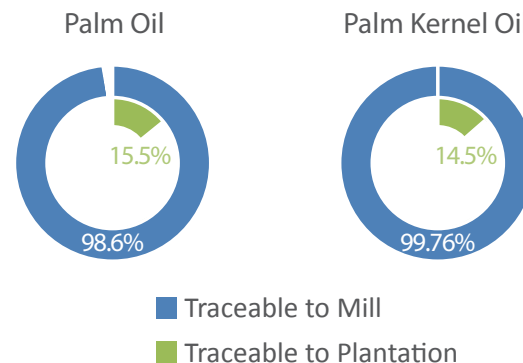
In addition, ADM has 25 facilities that have achieved zero waste-to-landfill.

No Deforestation, No Peat, No Exploitation

For the past four years, ADM has been working diligently to implement our No-Deforestation program in our palm and South American soy supply chains. The clearing of forested, High Carbon Stock (HCS) and High Conservation Value (HCV) areas for planting threatens biodiversity, soil health, and vital carbon sinks as well as indigenous communities who rely on those areas for their livelihood. ADM aims to leverage the company’s role as a major buyer of crops to help create more sustainable, traceable supply chains to protect these valuable natural resources. To improve transparency, action plans, traceability scores, and progress reports are published regularly on our [Sustainability Progress Tracker](#).

Palm

Supply chain traceability provides insight which enables us to improve our palm oil sourcing. Knowing where our palm originates allows us to avoid purchasing from groups that do not share our values and commitments. As we continue to maintain a high level of traceability to the palm oil mill, we have also embarked on a journey with our suppliers to trace the origins of the palm to the plantation level. This endeavor is a process, requiring collaboration along the entire supply chain.



The traceability scores allow us to identify important sourcing areas based on volumes. Those areas are then assessed for geographic and thematic areas in which significant social and environmental interventions are needed to support policy compliance. Prioritizing transformation initiatives in this manner allows us to engage where we have the greatest leverage and supplier collaboration.

Our goal is to source at least 70% by volume of our palm from refineries with Aggregator/Refiner Transformation (ART) plans underway. Currently, our ART scores are 49% for palm oil and 72% for palm kernel oil.

The Sabah region of Malaysia was previously identified as a strategic area of interest for ADM, and in 2018, our efforts continued there. In partnership with Earthworm Foundation, formerly The Forest Trust, we have remained focused on projects related to education and collaboration in order to protect vulnerable children in the region and improve the livelihoods of smallholders in our supply chain.

ADM also implements monitoring and verification procedures. We maintain a Grievance and Resolutions procedure and log, both of which are available on our website. Because we do not source directly from palm plantations, we collaborate with our suppliers and other stakeholders to monitor our supply chain and to investigate allegations of violations. This past year, we chose to co-fund a project in Indonesia through Kumacaya, an independent monitoring and verification initiative. Money is put into a blind, independent fund to ensure anonymity of both funders and the civil society organizations involved. Funds are used to contract local civil society organizations to conduct independent monitoring and verification of environmental and social practices within the palm oil supply chains.

Soy

Similar to our palm implementation efforts, our efforts in the soy supply chain in South America focus on traceability, engagement and transformation, and monitoring and verification.

In addition to maintaining a high level of traceability to the farm of origin (99% of direct suppliers in Brazil and Paraguay), ADM began efforts to obtain digital satellite farm maps (polygons) of our soybean suppliers in select municipalities. The Brazilian states of Maranhão, Tocantins, Piauí and Bahia, or MATOPIBA, make up a region in the

Cerrado with an historically higher risk of native forest conversion for soy expansion. First phase priority municipalities within MATOPIBA were identified based on several key indicators: rate of conversion of native vegetation, area of native vegetation cover, area of soy cultivation, and ADM procurement. Statistical and geospatial analysis were used to identify key geographic clusters. We are able to use the polygons to proactively track and understand the origin of soy, as well as investigate any alleged grievances or complaints within our soy supply chain, which we then post to our grievance log.

The soy supply chain and multitude of biomes in Brazil require collaboration among all stakeholders to successfully protect the area. ADM is an active member of Grupo de Trabalho da Soja (Soy Working Group), a group of non-governmental organizations (NGOs) and industry companies, most notable for developing the Amazon Soy Moratorium. We are also a member of the spinoff group Grupo de Trabalho do Cerrado (Cerrado Working Group), which is working to address deforestation in the Cerrado Biome. And, we participate in the Cerrado Coalition, an initiative supported by the United Nations Development Programme (UNDP) Global Environmental Finance (GEP), which brings together different actors willing to find sustainable balance between agricultural production and conservation.

ADM is also member of the Soft Commodities Forum of the World Business Council for Sustainable Development along with other industry/trading companies who share the same goals regarding No-Deforestation and No-Exploitation in the supply chains. The forum is working to define common standards that will bring more transparency to the sector as a whole and searching for financial incentives that will protect forested areas and/or promote the use of previously cleared land.

TRANSFORMATION SPOTLIGHT:

FIELD TO MARKET

In 2018, ADM was a recipient of the Collaboration of the Year Award from Field to Market: The Alliance for Sustainable Agriculture. Field to Market's goal is to bring together a diverse group of grower organizations; agribusinesses; food, beverage, restaurant and retail companies; conservation groups; universities, and public sector partners to focus on defining, measuring and advancing the sustainability of food, fiber, and fuel production.

ADM is an active participant in the Alliance and currently has 9 Fieldprint Projects covering 650,000 acres in the United States. The company was recognized specifically for our Southern Plains Wheat Fieldprint project – a joint effort with Agrible and General Mills. The project helps farmers in the Southern Plains build soil health, conserve water and extend the life of the Ogallala aquifer through improved management. Currently in its second year, the project includes 99 participating growers with 176,000 acres enrolled. Growers have made significant progress since the effort began, saving more than 140,000 gallons of diesel fuel and increasing crop yields by 10 percent.

By coordinating efforts through the Southern Plains Wheat Fieldprint Project, ADM and its partners are taking steps to help farmers improve the resiliency of their fields, conserve water, and improve their bottom line. In addition, the project is helping farmers adapt their management practices to prepare for the future potential of prolonged drought through initiatives such as no-till soil conservation, which can serve as an important defense against the conditions that led to the Dust Bowl more than 80 years ago.

Rod Snyder, president of Field to Market, highlighted the importance of ADM's cross-sector partnership in advancing continuous improvement in sustainable agriculture at the field and landscape level. "The pressing challenges facing agriculture and the environment are too big for any organization to solve alone, underscoring the importance of collaboration to deliver solutions at the scale and pace needed," said Snyder. "Together, General Mills, Agrible and ADM are helping contribute to a more profitable, resilient and transparent agricultural supply chain by helping farmers measure continuous improvement in soil health and water conservation and explore practices that build resiliency."

Clean Water and Sanitation

Clean water is an essential resource that impacts the health, livelihood and food security of communities around the world. Unfortunately, the integrity of our global water supply faces numerous threats, including pollution, poor infrastructure, and devastating droughts.

At ADM, we want to make sure our employees and the communities in which we operate have access to clean water. To demonstrate the importance of this commitment, the company's Human Rights Policy was recently updated to include access to water and sanitation as protected rights.

ADM also relies on access to water for our processing and transportation operations. As one of the world's largest agricultural commodity processors, ADM plays a key role in the agricultural supply chain, which provides us the opportunity to work with growers and farmers to reduce run-off that could negatively affect water quality. Additionally, our internal efforts are focused on increasing water-use efficiency to reduce our water demand.

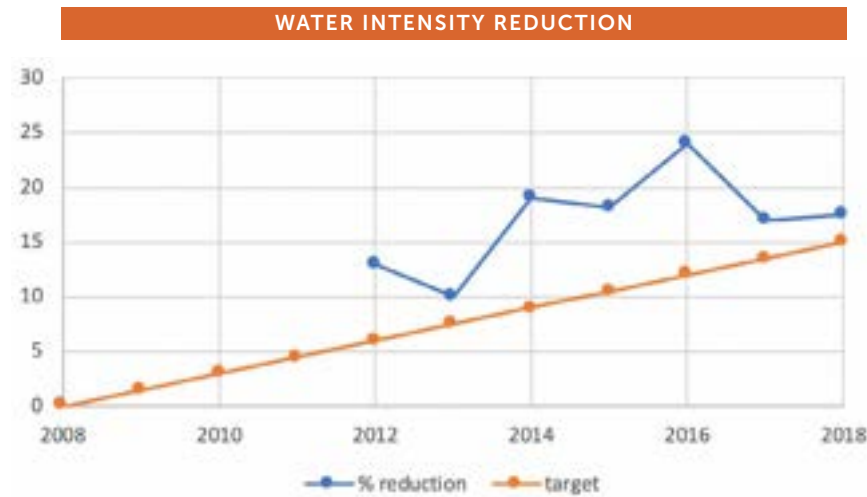


Water Usage Reduction

One of the ways ADM is reducing our impact on the environment is by reducing water usage in our direct operations, an effort that also allows us to achieve significant cost savings. Water reduction efforts are focused on our 26 largest sites, which collectively account for more than 96 percent of our global water usage.

In 2018, ADM reached an important milestone, surpassing 2 billion gallons of water saved. These significant savings were achieved as a direct result of our teams' continued commitment to innovation and efficiency.

Going forward, we will continue implementing efficiency projects worldwide with a goal of achieving further improvements.



AgWater Challenge

Access to clean water and preserving water quality are important to ADM. To reinforce our commitment to protecting freshwater in our agricultural supply chain, ADM was proud to join the AgWater Challenge in 2018.

Started in 2016 by Ceres and the World Wildlife Fund (WWF), the AgWater Challenge encourages better water stewardship among the world's most influential food and beverage companies.

As part of the AgWater Challenge, ADM made several measurable commitments, including:

- Ensuring that by 2022, at least 10 percent of U.S. wheat processing volume is sourced from Field to Market farmers who measure and monitor the impact of their farming operations and practices.
- Supporting The Nature Conservancy's goal of enrolling at least 50 regional farmers near our Decatur processing facility in the Illinois Saving Tomorrow's Agriculture Resources (STAR) program for the 2018 crop year, with 50 percent of the farmers' enrolled acres to be rated at least three stars and 25 percent rated at the maximum of five stars by 2028.
- Donating \$30,000 through ADM Cares – our corporate social investment program – to local Soil and Water Conservation Districts. The funds are to be used for farmer education and outreach or indirect financial support to help farmers transition to sustainable farming practices.



TRANSFORMATION SPOTLIGHT:

HUITO

In the quest for a natural, stable, blue-coloring for food and beverage applications, a unique super-fruit has come to the forefront - Huito.

Huito trees are in the same family as coffee and grow wild in tropical regions of Central and South America. The fruit has a long history of cultural uses including in food and beverages, as body and face paint, and as traditional medicine. Farmers in three areas of the Peruvian jungle manually harvest the fruit – by hand or by using long sticks. Several of the communities have the highest levels of poverty in the country.

In support of ADM's commitment to clean water and sanitation as a protected human right, we are working with Care Peru, an organization focused on eliminating poverty and promoting social justice, to help promote access to clean water and improve the welfare of the farmers and their families in the region.

An ADM Cares grant is being used to provide fresh drinking water and sanitation facilities at schools in the villages where the Huito farmers live. As part of the effort, we are installing sinks and toilets for children who currently don't have access to these basic sanitation resources. Specialists will work with the children to teach them about the importance of hand-washing and demonstrate how to use and care for their new bathroom fixtures.



In addition, part of the grant will be used to teach and train farmers in agronomy, harvest methodologies, and equipment safety, and provide access to information about the process for obtaining organic and rainforest certifications.

Ultimately, these projects will have a direct impact on approximately 925 students in six schools located in two communities. ADM is proud to work with organizations such as Care Peru to significantly improve the quality of life for children and other residents in communities that intersect with our supply chain.

Zero Hunger

ADM connects the harvest to the home, making products for food, animal feed, chemical and energy uses. With few exceptions, we do not grow crops; we instead buy them from growers or third parties that market crops from many different growers. We do, however, occupy a prominent position in the agricultural value chain that extends from the farm gate to the consumer's plate, which gives us unique insights into consumer trends, such as the increasing desire for protein in countries as they become wealthier. In addition, our vast transportation network allows us to move goods from high-harvest areas to regions with low or no production.

ADM works with industry peers, trade associations, growers, governments, NGOs and operating communities to improve the quality and availability of crops in the global supply chain, and the lives of farmers and communities that grow these crops. In doing so, ADM supports the effort to end all forms of hunger and malnutrition, while promoting sustainable agricultural practices and improving access to nutritious food.



Addressing Postharvest Loss

Postharvest losses occur between the harvest of a crop and human consumption, and can be the result of a variety of factors, including difficult on-farm conditions, damage during the transportation or storage processes, or improper handling. ADM is focusing on this issue by supporting projects and agencies such as:

- **The ADM Institute for the Prevention of Postharvest Loss** – Established in 2011 with a \$10 million gift from ADM to the University of Illinois, the Institute focuses on research, awareness and education related to technologies, practices, and systems that reduce postharvest losses of commodities such as rice, wheat, and oilseeds.
- **Farmer-to-Farmer Agricultural Training Videos in Uganda** – Information sharing is key to preventing postharvest loss. Farmer-to-Farmer Agricultural Training Videos have proven to be very effective tools in sharing knowledge and best practices, especially in locations like Uganda where it can be challenging to reach such a large number of farmers. Thanks to an ADM Cares grant, the ADM Institute launched a partnership with Gulu University in Uganda through the University of Illinois at Urbana-Champaign's AgReach Program to create and share three videos to help train farmers in best practices. Through an agricultural training video workshop, a seasoned videographer based in Kampala, Uganda, trained a group of Gulu faculty as well as students from both Gulu and the University of Illinois. The group produced videos on topics identified by local, rural Ugandan farmers and faculty within Gulu University's Department of Rural Development and Agribusiness. The videos aim to help reduce postharvest loss, enhance smallholder farmer nutrition, and offer compelling peer-to-peer learning opportunities for farmers to improve their livelihoods derived from agricultural production.





- **The One Acre Fund**, a non-profit organization that “supplies financing and training to help smallholders grow their way out of hunger and build lasting pathways to prosperity.” Their team designed an innovative market bundle that provides rural farmers with resources that can help increase their farm incomes by 50 percent or more. On average, a One Acre Fund farmer increases her income on supported activities by more than 50 percent within a single planting season – even after repaying her initial loan – providing her the opportunity to redefine her family’s future. Since the organization’s inception over a decade ago, the One Acre Fund has served more than 600,000 farm families across six African countries, including Burundi, Kenya, Malawi, Rwanda, Tanzania, and Uganda.

- **World Food Program USA**, a non-profit organization focused on fighting hunger worldwide. ADM provided funds in 2018 to support three key projects including a zero food loss initiative in Uganda, a postharvest loss knowledge center, and school feeding and food storage programs in Eastern Uganda.



TRANSFORMATION SPOTLIGHT:

BRINGING THRESHER TECHNOLOGY TO AFRICAN SMALLHOLDERS

Many smallholder farmers in the tropics do not have access to durable and affordable harvest equipment such as crop threshers, machines which separate grain

from plants. Instead, the farmers rely on beating the plants with sticks to separate the grain, a time and labor intensive process which often leads to damage and low yields, limiting the ability of farmers to prosper. Imported threshers are often too costly, large and cumbersome for small farmers, have too high of energy needs or end up in the scrap pile if repair parts cannot be located or fabricated. That's where our support of the ADM Institute for the Prevention of Postharvest Loss at the University of Illinois and the Soybean Innovation Lab (SIL) comes in.

Supported by an ADM Cares grant, the team's mechanization program creates a local, skilled workforce for the fabrication of small to medium sized threshers, solving many of the problems of availability and affordability that prevent

smallholder farmers from scaling up production. They hold workshops to train local fabricators who can manufacture, repair, and service the threshers, creating opportunities for employment and an injection into the local economy. So far, the team from SIL has held trainings in Ghana, Malawi, Tanzania, Uganda, and Burundi.

The multi-crop thresher was designed by a Ghanaian engineer and has been extensively field-tested by both SIL and farmers. It shells maize in the husk and threshes soybean and rice with no grain loss. It can thresh maize, soybean, rice, sorghum, cowpea and common beans. It threshes soybean 40 times faster than traditional stick beating and helps reduce drudgery and increase productivity for smallholder farmers. The multi-crop thresher is sized and priced for purchase and use by thresher service providers for smallholder farmers or mid-sized farmers.

"African agricultural productivity cannot be significantly increased until mechanization is made available to handle higher yields or increased acreage under production," said SIL researcher Kerry Clark. "This project is an important starting point for improving productivity and decreasing post-harvest loss in Africa."

ADM Cares: Advancing Sustainable Agriculture, Increasing Food Security, Investing in Education

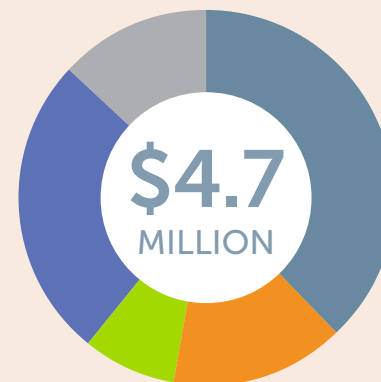
ADM plays a vital role in the communities in which we operate, directly impacting the economy and environment. We believe a strong community is made up of a combination of important factors – great schools, effective social services, clean air and water, vibrant parks and recreation areas, active citizen involvement, and a spirit of local pride.

ADM Cares is our corporate social investment program that aligns ADM’s corporate giving with our business strategies and sustainability objectives. Through the program, ADM works to sustain and strengthen our commitment to communities where ADM colleagues work, live and operate by directing funding to initiatives and organizations driving meaningful social, economic and environmental progress. The ADM Cares team evaluates potential projects submitted for funding to ensure they meet eligibility criteria such as initiatives that support safe, responsible and environmentally sound agricultural practices in critical growing regions around the world.

ADM Cares grants target three focus areas that align with ADM’s mission of feeding the world: sustainability, hunger relief, and education, with a focus on agricultural education and science, technology, engineering and math (STEM) education.

- **Advancing Sustainable Agriculture** – With a focus on working with stakeholders to grow more with less input and less impact on the environment, ADM reached nearly 150,000 farmers in Africa, India and Malaysia in 2018.

TOTAL CONTRIBUTIONS BY ADM IN 2018 THROUGH ADM CARES



38% - EDUCATION - \$1.8 MILLION

15% - HUNGER RELIEF - \$684,000

8% - SUSTAINABLE AGRICULTURE - \$382,000

26% - COLLEAGUE MATCHING PROGRAM - \$1.2 MILLION

13% - OTHER* - \$616,000

**Note: Other includes contributions to fire, police and rescue squads; health-related causes and organizations; local sports teams and activities; and fundraising events.*



- **Increasing Food Security by supporting hunger relief** – Studies indicate there are more than 815 million people worldwide who struggle with hunger, with many not knowing when they will have their next meal. To help directly address hunger in our communities, last year ADM Cares provided more than nine million pounds of food to those in need.
- **Investing in Education, with a focus on projects that advance agricultural and STEM (science, technology, engineering and math) education** – Programs that received support from ADM Cares impacted more than seven million students who participated in agricultural and STEM learning opportunities in 2018.

In addition, we placed a higher emphasis on understanding the impacts of our charitable giving by closely monitoring grants that are given (inputs), how the money is spent (outputs), and what has changed in the community as a result of the project (impacts).

ADM Cares also offers a dollars for doers program and matching gift opportunities to colleagues as a way to highlight their personal contributions and efforts to social investing.

Food Safety and Quality

The safety and security of our world's food and feed supply chain is of utmost importance. ADM aims to serve vital needs for food and energy, which necessitates attending to the safety and security of our supply chain.

ADM leverages systems, expertise and experience to ensure we provide wholesome, high-quality products, including:

- The development of risk-based preventive controls or critical control points for human food based on hazard analysis, both through corporate policies and procedures, and business unit implementation and execution.
- Regularly auditing our own operations, and carefully monitoring our raw materials streams.
- Earning third-party food-safety certifications, such as through the Global Food Safety Initiative (GFSI), at approximately 90 percent of our human food manufacturing locations in developed and developing countries.
- Maintaining rigorous Hazard Analysis Critical Control Point (HACCP) systems at our food and feed processing plants, and implementing Hazard Analysis and Risk-based Preventive Controls (HARPC) as legislated through the Food Safety Modernization Act (FSMA) at our U.S.-based locations. These systems have been designed to identify and safeguard against potential risks at every stage of the facilities' operations.

These programs enabled us to achieve zero incidents resulting in fines or penalties from non-compliance with food regulations or from voluntary codes related to the health and safety impacts of products or services in 2018.



Decent Work and Economic Growth

ADM's operations are an important part of numerous communities around the globe. As a result, ADM has a direct impact on the lives of our employees and partners in these areas, as well as the economic health and growth of the markets we serve. In addition, ADM's vast supply chain affects local communities through our sourcing practices, including our support of women farmers and smallholders, as well as our focus on mitigating threats in areas at higher risk for human rights violations.



We hold ourselves accountable to a high set of standards, as outlined in the core values that drive the decisions of our company and our employees:

- **Integrity** – We are honest, fair and ethical. We live our values consistently and courageously. We speak up. And we walk the talk.
- **Respect** – We feel a deep and genuine regard for the safety and well-being of all people, communities and resources, and we treat them with care and consideration. We demonstrate trust and openness. We are good stewards of the environment.
- **Excellence** – We expect and achieve superior results. We give and receive feedback to help us continually learn new ways to improve.
- **Resourcefulness** – We use our intelligence, talent and experience to make the most of all we touch. We are efficient and flexible; we take initiative, and we seek out effective, creative solutions.
- **Teamwork** – We believe the best results are achieved when we work together. We are good colleagues; we work hard, support each other, value our differences and strive for our mutual success.
- **Responsibility** – You can count on us. We take action, are results-oriented and hold ourselves accountable. We fulfill our commitments. We don't give up.

Human Rights

ADM procures agricultural commodities around the world, including from regions that are at a particular risk for deforestation and human rights violations. Our policies and commitments apply to our entire supply chain with implementation activities focusing first on high-risk geographies. Using the United Nations Human Development Index

(HDI), we have prioritized countries within our global reach that are at a higher risk for human rights abuses.

Agricultural production, particularly in countries with lower HDI values, has a higher risk of using slave and child labor, not paying living wages, having unsafe working conditions and violating additional rights. These practices threaten the development and livelihood of local communities. To address these risks, ADM has established a Human Rights Policy, with which we require all colleagues and suppliers to comply.

We believe that although governments have the primary duty to protect and ensure fulfillment of human rights, ADM plays a role in protecting human rights and can act as a force for change in the communities in which we operate.

In 2018, ADM hired ELEVATE – a leading business risk and sustainability solutions provider – to conduct a supplier risk assessment focused on identifying potential human rights risks in our supply chain. Starting with a pool of 15 commodities from more than 100 countries, ELEVATE evaluated more than 300,000 suppliers to determine risks, with special attention paid to high-risk and high-leverage suppliers. Each commodity and country combination was assessed against the recommendations and guidelines established by a variety of standard-bearers in the field of human rights, including the Human Development Index, the Global Slavery Index, the Walk Free Foundation, the United Nations, the World Bank, Transparency International World Governance Indicators, and more. The assessments also included evaluation of water scarcity risk for each region. The assessment identified approximately 280 suppliers as requiring further assessment and outreach, and ADM is continuing work to address potential risks associated with these suppliers.

Diversity

ADM's culture promotes inclusion in all roles, at all levels. Our definition of diversity is broad, encompassing not only diversity in race, gender, ethnicity, economic and educational backgrounds - but also in experiences, perspectives and interests. Yet while our definition of diversity is wide-ranging, our focus on inclusion is precise.

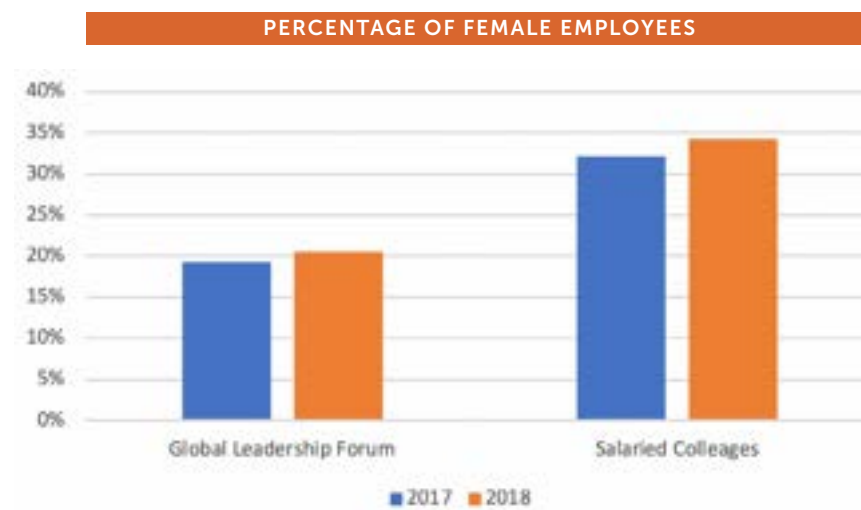


Having an inclusive culture lets ADM and our employees cultivate innovation. We believe innovation arises from being open-minded, listening to multiple perspectives and having a willingness to experiment. When we put together people whose working and thinking styles vary, and encourage people to value other opinions, experimentation will follow. The results of those experiments are innovative solutions to business challenges.

In 2018, ADM affirmed a commitment to achieve gender parity within the company's senior leadership structure by 2030. Through a partnership with Paradigm for Parity – a coalition of business leaders dedicated to addressing the corporate leadership gender gap – ADM has committed to:

- Addressing unconscious bias in the workplace.
- Significantly increasing the number of women in senior operating roles, with the near-term goal of at least 30 percent representation in all leadership groups.
- Measuring targets and maintaining accountability by providing regular progress reports.
- Basing career progress on business results and performance, rather than physical presence in the office.
- Providing sponsors, not just mentors, to women well positioned for long term success.

We have already started to make progress toward closing the gender gap in our two key metric groups – senior leadership (global leadership forum) and salaried colleagues – with respective increases of 1.15% and 2.06% in the percentage of women represented in each group.





TRANSFORMATION SPOTLIGHT: INCOME DIVERSIFICATION

ADM recently partnered with the Earthworm Foundation – formerly known as The Forest Trust (TFT) – as well as other industry partners to support Rurality, a program that leverages the power of local and global supply chains by engaging with suppliers, producers and brands to drive change and create value. The collaboration focuses on supporting Rurality's efforts with farmers and local communities in Sabah, Malaysia, including handicrafts, goat-rearing and swiftlet farming.

- **Handicrafts from the Ulu Muanad Women’s Group** Handicrafts have long been a source of income for the Ulu Muanad women, but their work was traditionally limited to a small number of items that were only sold within the village. Rurality helped form a business focus group made up of nine women who were taught about business strategy, capacity development and securing markets. In September, training was held to help the women enhance their creativity and further their knowledge of basic marketing and business management principles. The women also learned how to produce handicrafts made from natural materials, complimenting the good agricultural practices (GAP) their male counterparts practice in their farming. For example,

local ferns were once regarded as weeds and had to be removed from their oil palm farms. Now the plants have economic value because of their use in handicrafts, which discourages blanket spraying by local farmers, thus reducing herbicide usage for weeding purposes. By the end of 2018, the group was making almost 130 different products, such as woven bags, necklaces and keychains, which are now sold in three different markets. In October, three of the women attended the Women Economic Inspiration Forum, where they promoted their work through MARA – a government agency in Sabah – that focuses on entrepreneurship and community capacity development.





- **Goat Rearing** – In early 2018, Rurality collaborated with the Sabah Department of Veterinary Services to organize training on opportunities related to rearing and breeding goats. A group of 19 local farmers who were interested in starting their own goat-rearing business were provided with information on a variety of important topics, including designing goat sheds, feedlot preparation and disease control. Of the initial group of trainees, many are in the planning and feedlot preparation stage of business development, while three farmers have already been able to start their rearing businesses. In August, the three lead farmers shared their knowledge and experience with the others, and the group has started using a digital platform for sharing information about goat rearing and other income diversification activities. The farmers attended the State Level Goat Breeder Convention organized by the Sabah Goat Breeder Cooperation, where they learned from experienced goat farmers and expanded their access to helpful resources. Rurality continues to guide the farmers in the development and growth of their businesses.

- **Swiftlet Farming** – The nests of certain birds in the swift family are edible, and have become a popular ingredient in soups and other cuisine. The harvest of swiftlet nests has become popular in Sabah due to the market demand for the product in China. Rurality has engaged local experts to assist farmers with exploring swiftlet farming as a source of income. To date, 10 farmers who are part of the Rurality program have begun farming activities, and four have finished building birdhouses that imitate the inside of caves, which is the natural habitat for swiftlets. In December, Rurality organized a trip for the farmers to visit six low-cost swiftlet bird houses located in the Pitass district where they had the chance to engage in peer-to-peer sharing and learning sessions with the bird house owners. This visit was crucial to raising the farmers' confidence, as some initially thought the costs to enter the market were too high. Rurality also facilitated an introduction between the farmers and a swiftlet nest processing factory so the farmers can sell their product directly to the factory, cutting out any middle-men and maximizing their profits. Field officers for Rurality are continuing to work with local farmers to help them develop business plans and secure funds from investors to expand their operations.



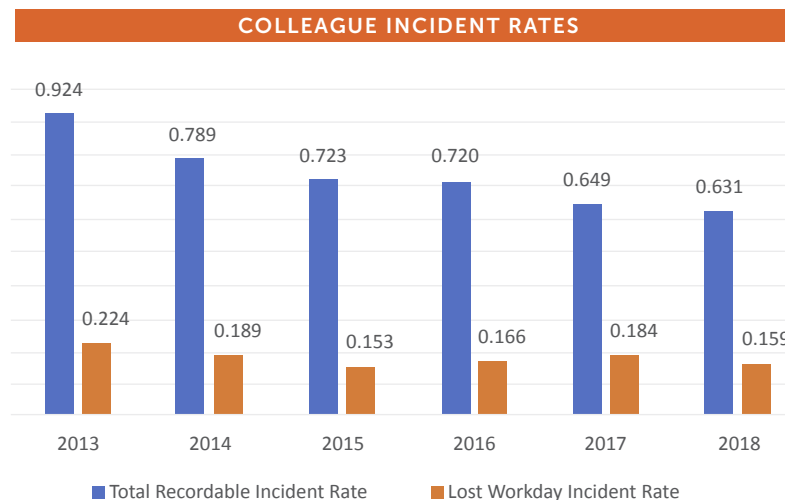
Safety

ADM is committed to providing a safe working environment for all of our employees and contractors. Protecting people and the environment is part of everything we do and every decision we make. For the last several years, we have been on a journey to zero injuries – building a safety culture so everyone will go home safely to their families and the things that are most important to them.

In 2018, ADM posted our eighteenth consecutive year of reducing recordable injuries. We closed out the year with a Total Recordable Incident Rate (TRIR) of 0.631 and a Lost Workday Incident Rate (LWIR) of 0.159 – reductions of 2.8 percent and 14 percent, respectively, compared to 2017.

Overall, our teams posted several impressive safety accomplishments in 2018, including:

- The Origination team closed the year with a TRIR of 0.507, a reduction of 18.5 percent over the prior year. The team also posted a LWIR of 0.054, an impressive reduction of 66 percent over the 2017 rate.
- The Nutrition business unit reduced their TRIR by more than 12 percent and their LWIR by more than 35 percent over the previous year.



- Over 80% of our locations had zero recordable incidents.

We all know that we have much more work to do to achieve our goal of zero incidents, zero injuries. But we also have seen that careful attention to processes and procedures, coupled with constant vigilance and an ongoing commitment to continuous improvement—can enable us to achieve impressive results.



**VERIFICATION STATEMENT
GREENHOUSE GAS EMISSIONS**

Bureau Veritas North America, Inc. (BVNA) was engaged to conduct an independent verification of the greenhouse gas (GHG) emissions reported by Archer Daniels Midland Company for the period stated below. This Verification Statement applies to the related information included within the scope of work described below.

The determination of the GHG emissions is the sole responsibility of Archer Daniels Midland Company. BVNA's sole responsibility was to provide independent verification on the accuracy of the GHG emissions reported, and on the underlying systems and processes used to collect, analyze and review the information.

Boundaries of the reporting company GHG emissions covered by the verification:

- Operational Control
- Global Operations
- Exclusions include a small number (<10) of leased office spaces.

Data verified:

- **Scope 1 Emissions:** 14,523,000 metric tons of CO₂ equivalent
- **Scope 2 (location based) Emissions:** 2,840,000 metric tons of CO₂ equivalent
- **Biogenic Emissions:** 5,537,000 metric tons CO₂
- **Carbon Dioxide Sequestered:** 525,000 metric tons CO₂

Data and information supporting the data above were historical in nature.

Period covered by GHG emissions verification:

- January 1, 2018 to December 31, 2018

GHG Reporting Protocols against which verification was conducted:

- The Climate Registry, General Reporting Protocol and ADM methodology.

GHG Verification Protocols used to conduct the verification:

- ISO 14064-3, Greenhouse gases – Part 3: Specification with guidance for the validation and verification of greenhouse gas assertions

Level of Assurance and Qualifications:

- Limited Assurance
- This verification used a materiality threshold of 5% for aggregate errors in sampled data for each of the above indicators.

GHG Verification Methodology:

- Interviews with relevant personnel of Archer Daniels Midland Company;
- Review of documentary evidence produced by Archer Daniels Midland Company;

Bureau Veritas North America, Inc.

Health, Safety and Environmental Services
165 South Union Boulevard, Suite 310
Lakewood, Colorado 80228

Main : (303) 988.2585
Fax : (303) 988.2583
www.BureauVeritasHSE.com



Archer Daniels Midland Company
April 29, 2019

Page 2

- Review of Archer Daniels Midland Company data and information systems and methodology for collection, aggregation, analysis and review of information used to determine GHG emissions at Archer Daniels Midland Company Headquarters in Decatur, Illinois and during site visits to the Clinton, Iowa facilities.
- Audit of a sample of data used by Archer Daniels Midland Company to determine GHG emissions.

Assurance Opinion:

Based on the process and procedures conducted, there is no evidence that the GHG emissions assertion shown above:

- is not a fair representation of the GHG emissions data and information; and
- has not been prepared in accordance with the WRI/WBCSD GHG Protocol Corporate Accounting and Reporting Standard

It is our opinion that Archer Daniels Midland Company has established appropriate systems for the collection, aggregation and analysis of quantitative data for determination of these GHG emissions for the stated period and boundaries.

Statement of independence, impartiality and competence

The Bureau Veritas Group is an independent professional services company that specializes in Quality, Health, Safety, Social and Environmental management with over 180 years history in providing independent assurance services.

No member of the verification team has a business relationship with Archer Daniels Midland Company, its Directors or Managers beyond that required of this assignment. We conducted this verification independently and to our knowledge there has been no conflict of interest.

The Bureau Veritas Group has implemented a Code of Ethics across the business to maintain high ethical standards among staff in their day-to-day business activities.

The verification team has extensive experience in conducting assurance over environmental, social, ethical and health and safety information, systems and processes, has over 20 years combined experience in this field and an excellent understanding of The Bureau Veritas Group standard methodology for the verification of greenhouse gas emissions data.

Attestation:

John A. Rohde, Lead Verifier
National Practice Lead
Bureau Veritas North America, Inc.
Lakewood, Colorado

Lisa S. Barnes, Technical Reviewer
Principal
Bureau Veritas North America, Inc.
Lakewood, Colorado

April 29, 2019

This verification statement, including the opinion expressed herein, is provided to Archer Daniels Midland Company and is solely for the benefit of Archer Daniels Midland Company in accordance with the terms of our agreement. We consent to the release of this statement by you to the CDP in order to satisfy the terms of CDP disclosure requirements but without accepting or assuming any responsibility or liability on our part to CDP or to any other party who may have access to this statement.

INDEPENDENT LIMITED ASSURANCE STATEMENT



To: The Stakeholders of Archer Midland Daniels Company

Introduction and Objectives of Work

Bureau Veritas North America, Inc. (Bureau Veritas) has been engaged by Archer Daniel Midland Company (ADM) to conduct an independent assurance of select environmental and safety data reported in its 2018 Corporate Sustainability Report (the Report). This Assurance Statement applies to the related information included within the scope of work described below.

Scope of Work

The scope of our work was limited to assurance over select environmental and safety data and information including energy use, water use and safety metrics included in the Report for calendar year 2018 (the 'Selected Information') and summarized in the attached table.

Our assurance does not extend to any other information included in the Report.

Reporting Criteria

- The Selected Information needs to be read and understood together with the ADM methodology for determining the information which is informed by the GRI Standards Core Option and OSHA reporting guidelines, as described in the Report.

Limitations and Exclusions

Excluded from the scope of our work is any verification of information relating to:

- Activities outside the defined verification period;
- Opinions and text provided in the Report.

This limited assurance engagement relies on a risk based selected sample of sustainability data and the associated limitations that this entails. This independent statement should not be relied upon to detect all errors, omissions or misstatements that may exist.

Responsibilities

The preparation and presentation of the Selected Information in the Report are the sole responsibility of the management of ADM.

Bureau Veritas was not involved in the drafting of the Report or of the Reporting Criteria. Our responsibilities were to:

- obtain limited assurance about whether the Selected Information has been prepared in accordance with the Reporting Criteria;
- form an independent conclusion based on the assurance procedures performed and evidence obtained; and
- report our conclusions to the Directors of ADM.

Assessment Standards

We performed our work in accordance with Bureau Veritas' standard procedures and guidelines for external Assurance of Sustainability Reports and International Standard on Assurance Engagements (ISAE) 3000 Revised, Assurance Engagements Other than Audits or Reviews of Historical Financial Information (effective for assurance reports dated on or after Dec. 15, 2015), issued by the International Auditing and Assurance Standards Board. A materiality threshold of ±5-percent was set for the assurance process.



Summary of Work Performed

As part of our independent verification, our work included:

1. Assessing the appropriateness of the Reporting Criteria for the Selected Information;
2. Conducting site visits to ADM facilities in Clinton, Iowa and ADM corporate offices in Decatur, Illinois;
3. Conducting interviews with relevant personnel of ADM including employees at the facility and corporate level;;
4. Reviewing the data collection and consolidation processes used to compile Selected Information, including assessing assumptions made, and the data scope and reporting boundaries;
5. Reviewing documentary evidence provided by ADM;
6. Comparing a sample of the Selected Information to the corresponding source documentation; and
7. Reviewing ADM systems for quantitative data aggregation and analysis.

Conclusion

On the basis of our methodology and the activities described above:

- Nothing has come to our attention to indicate that the Selected Information is not fairly stated in all material respects;
- It is our opinion that ADM has established appropriate systems for the collection, aggregation and analysis of quantitative data.

Statement of Independence, Integrity and Competence

Bureau Veritas is an independent professional services company that specialises in quality, health, safety, social and environmental management with more than 185 years history. Its assurance team has extensive experience in conducting verification over environmental, social, ethical and health and safety information, systems and processes.

Bureau Veritas operates a certified¹ Quality Management System which complies with the requirements of ISO 9001:2015, and accordingly maintains a comprehensive system of quality control including documented policies and procedures regarding compliance with ethical requirements, professional standards and applicable legal and regulatory requirements.

Bureau Veritas has implemented and applies a Code of Ethics, which meets the requirements of the International Federation of Inspections Agencies (IFIA)², across the business to ensure that its employees maintain integrity, objectivity, professional competence and due care, confidentiality, professional behaviour and high ethical standards in their day-to-day business activities.

The assurance team for this work does not have any involvement in any other Bureau Veritas projects with ADM.

John A. Rohde, Lead Verifier
Practice Line Leader
Bureau Veritas North America, Inc.
Lakewood, Colorado
May 3, 2019

Lisa S. Barnes, Technical Reviewer
Principal Consultant
Bureau Veritas North America, Inc.

¹ Certificate of Registration No. 44 100 160145 issued by TUV Nord

² International Federation of Inspection Agencies – Compliance Code – Third Edition



**Archer Daniel Midland Company
Reporting Metrics
Calendar Year 2018**

Energy Source	Quantity	Units	Source	Quantity	Units
Electricity	5,060,000	MWh	Gasoline	16,400	MWh
Steam	410,000	MWh	Jet Fuel	9,150	MWh
Biodiesel	1,340	MWh	Kerosene	147	MWh
Biogas	296,000	MWh	Liquified Petroleum Gas	57,600	MWh
Biomass (Agricultural)	230,000	MWh	Lubricants	108	MWh
Biomass (Solid Products)	23,200	MWh	Natural Gas	20,700,000	MWh
Biomass (Wood)	4,620,000	MWh	Subbituminous Coal	17,500,000	MWh
Bituminous Coal	11,100,000	MWh	Tires	39,700	MWh
Diesel Fuel	2,070,000	MWh	Residual Fuel Oil	322,000	MWh
Ethanol	1,590	MWh			

Water Usage (Locations >100,000 m³/year)

Source	Quantity	Units
Groundwater	42,200,000	cubic meters
Municipal	41,500,000	cubic meters
Rain	1,110,000	cubic meters
Surface	31,000,000	cubic meters

Safety Metrics (excluding sites <2 years with ADM)

Total Recordable Incident Rate	0.631
Lost Days Incident Rate	0.159

GHG Emission Reduction 2010-2018 (Normalized to Production) 15.1%
Includes sequestration

GRI INDEX

GRI Standard	Disclosure	Page number(s) and/or URL(s)	Omission																																				
			Part and Reason																																				
General Disclosures																																							
GRI 102: General Disclosures 2016	Organizational Profile																																						
	102-1 Name of the organization	Archer-Daniels-Midland Company and its subsidiaries																																					
	102-2 Activities, brands, products, and services	10-K, pages 4-6																																					
	102-3 Location of headquarters	Chicago, Illinois, USA																																					
	102-4 Location of operations	10-K, pages 15-22																																					
	102-5 Ownership and legal form	Publicly traded company, incorporated																																					
	102-6 Markets served	10-K, page 4																																					
	102-7 Scale of the organization	Page 2; 10K, pages 25 & 29																																					
	102-8 Information on employees and other workers	<p>a) Total number of employees by gender 33,176; 21.9% female, 78.1% male</p> <p>b) Total number of employees by contract and region</p> <table border="1"> <thead> <tr> <th></th> <th>Salaried</th> <th>Hourly</th> <th>Part Time/ Seasonal</th> </tr> </thead> <tbody> <tr> <td>Asia/Pacific</td> <td>794</td> <td>274</td> <td>10</td> </tr> <tr> <td>Central America/ Caribbean</td> <td>165</td> <td>163</td> <td>12</td> </tr> <tr> <td>EMEA</td> <td>3788</td> <td>4421</td> <td>733</td> </tr> <tr> <td>N. America</td> <td>8090</td> <td>9254</td> <td>359</td> </tr> <tr> <td>S. America</td> <td>1835</td> <td>2763</td> <td>515</td> </tr> </tbody> </table> <p>c) Total number of employees by type and gender</p> <table border="1"> <thead> <tr> <th></th> <th>Total</th> <th>Male</th> <th>Female</th> </tr> </thead> <tbody> <tr> <td>Full-time</td> <td>31547</td> <td>25095</td> <td>6452</td> </tr> <tr> <td>Part-time</td> <td>1629</td> <td>831</td> <td>798</td> </tr> </tbody> </table> <p>d) Significant portion of activities performed by workers who are not employees: No</p> <p>e) Significant variations in the numbers: No</p> <p>f) Explanation of data compilation: Data gathered from human resources department and payroll system.</p>		Salaried	Hourly	Part Time/ Seasonal	Asia/Pacific	794	274	10	Central America/ Caribbean	165	163	12	EMEA	3788	4421	733	N. America	8090	9254	359	S. America	1835	2763	515		Total	Male	Female	Full-time	31547	25095	6452	Part-time	1629	831	798	
		Salaried	Hourly	Part Time/ Seasonal																																			
	Asia/Pacific	794	274	10																																			
	Central America/ Caribbean	165	163	12																																			
EMEA	3788	4421	733																																				
N. America	8090	9254	359																																				
S. America	1835	2763	515																																				
	Total	Male	Female																																				
Full-time	31547	25095	6452																																				
Part-time	1629	831	798																																				
102-9 Supply chain	Pages 14-16, 19-24, 31-33																																						
102-10 Significant changes to the organization and its supply chain	10-K, pages 27-28																																						
102-11 Precautionary Principle or approach	Page 3																																						

GRI INDEX

GRI Standard	Disclosure	Page number(s) and/or URL(s)	Omission
			Part and Reason
GRI 102: General Disclosures 2016	102-12 External initiatives	Page 4	
	102-13 Membership of associations	Page 4	
	Strategy		
	102-14 Statement from senior decision-maker	Letter from the CEO, page 1	
	Ethics and Integrity		
	102-16 Values, principles, standards, and norms of behavior	Page 3	
	Governance		
	102-18 Governance structure	Proxy Statement, pages 12-15; Page 3	
	Stakeholder engagement		
	102-40 List of stakeholder groups	Page 5	
	102-41 Collective bargaining agreements	32%	
	102-42 Identifying and selecting stakeholders	Page 5	
	102-43 Approach to stakeholder engagement	Page 5	
	102-44 Key topics and concerns raised	Page 5	
	Reporting practice		
	102-45 Entities included in the consolidated financial statements	10-K, Exhibit 21	
	102-46 Defining report content and topic Boundaries	Page 6; Operational control	
	102-47 List of material topics	Page 6	
	102-48 Restatements of information	None	
	102-49 Changes in reporting	None	
	102-50 Reporting period	Calendar year 2018	
	102-51 Date of most recent report	April 30, 2018	
	102-52 Reporting cycle	Annual	
102-53 Contact point for questions regarding the report	sustainability@adm.com		
102-54 Claims of reporting in accordance with the GRI Standards	This report has been prepared in accordance with the GRI Standards: Core option		
102-55 GRI content index	Pages 38-44		
102-56 External assurance	Pages 35-37		

GRI INDEX

GRI Standard	Disclosure	Page number(s) and/or URL(s)	Omission
			Part and Reason
Material Topics			
Energy			
GRI 103: Management Approach	103-1 Explanation of the material topic and its Boundary	Pages 8 and 10	
	103-2 The management approach and its components	Pages 8 and 10	
	103-3 Evaluation of the management approach	Pages 8 and 10; 3rd party verification Pages 36-37	
GRI 302: Energy	302-1 Energy consumption within the organization	a) Total non-renewable fuel consumption: 57,300,000 MWh b) Total renewable fuel consumption: 5,180,000 MWh c) Total: i) Electricity consumption: 5,060,000 MWh ii) Heating consumption: 0 MWh iii) Cooling consumption: 0 MWh iv) Steam consumption: 410,000 MWh d) Total: i) Electricity sold: 169,000 MWh ii) Heating sold: 0 MWh iii) Cooling sold: 0 MWh iv) Steam sold: 0 MWh e) Total energy consumption: 62,500,000 MWh f) Methodology/Calculation tools: Energy data is gathered using a combination of utility bills, operations data tracking systems, and fuel purchase records. g) Conversion factors: www.onlineconversion.com	
	302-3 Energy intensity	a) Energy intensity: 0.96 MWh/MT processed b) Denominator: metric tons processed c) Types of energy included: all d) Consumption boundary: energy consumed within the organization	
	302-4 Reduction of energy consumption	a) Reductions in energy: 25.2% reduction in intensity over baseline b) Types of energy included: all c) Base Year: 2010 - This was the first year that global emissions data was quantified. d) Methodology/Calculation tools: Energy data is gathered using a combination of utility bills, operations data tracking systems, and fuel purchase records.	

GRI INDEX

GRI Standard	Disclosure	Page number(s) and/or URL(s)	Omission
			Part and Reason
Water Management			
GRI 103: Management Approach	103-1 Explanation of the material topic and its Boundary	Pages 17-19	
	103-2 The management approach and its components	Pages 17-19	
	103-3 Evaluation of the management approach	Pages 17-19; 3rd party verification page 35	
GRI 303: Water	303-1 Water withdrawal by source	a) Total volume of water withdrawn i) Surface water: 31,000,000 m ³ ii) Ground water: 42,200,000 m ³ iii) Rainwater: 1,100,000 m ³ iv) Wastewater from other organizations: 0 m ³ v) Municipal water: 41,500,000 m ³ b) Standards/methodologies used: Data is collected using a combination of flow meters and utility billing data. Once-through cooling water that is withdrawn and returned to the same body of water with only a change in temperature is excluded.	
	303-3 Water recycled and reused	a) Total volume of water recycled and reused: 2,900,000 m ³ b) Volume of water recycled as % of total: 1% c) Standards/methodologies used: For this category, only water collected and treated onsite in onsite wastewater treatment operations is included.	
Land Use and Biodiversity			
GRI 103: Management Approach	103-1 Explanation of the material topic and its Boundary	Pages 13-16	
	103-2 The management approach and its components	Pages 13-16	
	103-3 Evaluation of the management approach	Pages 13-16	
GRI 304: Biodiversity	304-2 Significant impacts of activities, products, and services on biodiversity	Pages 13-16	
GHG Emissions			
GRI 103: Management Approach	103-1 Explanation of the material topic and its Boundary	Pages 8-12	
	103-2 The management approach and its components	Pages 8-12	
	103-3 Evaluation of the management approach	Pages 8-12; 3rd party verification, page 35	

GRI INDEX

GRI Standard	Disclosure	Page number(s) and/or URL(s)	Omission
			Part and Reason
GRI 305: Emissions	305-1 Direct (Scope 1) GHG emissions	<ul style="list-style-type: none"> a) Scope 1 emissions: 14,523,000 MT CO₂e b) Gases included: All Kyoto protocol gases, plus additional refrigerants c) Biogenic CO₂ emissions: 5,537,000 MT CO₂ d) Base Year: 2010 <ul style="list-style-type: none"> i) Rationale: This was the first year that global emissions data was quantified. ii) Base year emissions: Scope 1 - 14,244,000 MT CO₂e; Biogenic – 5,314,000 MT CO₂ iii) Recalculation of base year: N/A e) Source of emission factors: Depending on region, emission factors are from IEA, US EPA, and/or The Climate Registry; GWPs used are from IPCC 4th edition report f) Consolidation approach: operational control g) Standards/methodologies used: The Climate Registry protocol is used except where otherwise required by law, such as US EPA Part 98 Mandatory Reporting. 	
	305-2 Energy indirect (Scope 2) GHG emissions	<ul style="list-style-type: none"> a) Location-based Scope 2 emissions: 2,840,000 MT CO₂e b) Market-based Scope 2 emissions: N/A c) Gases included: All Kyoto protocol gases d) Base Year: 2010 <ul style="list-style-type: none"> i) Rationale: This was the first year that global emissions data was quantified. ii) Base year emissions: Scope 2 - 3,952,000 MT CO₂e iii) Recalculation of base year: N/A e) Source of emission factors: Depending on region, emission factors are from IEA, US EPA, and/or The Climate Registry; GWPs used are from IPCC 4th edition report f) Consolidation approach: operational control g) Standards/methodologies used: The Climate Registry protocol 	
	305-4 GHG emissions intensity	<ul style="list-style-type: none"> a) GHG emissions intensity: .259 MT CO₂e/MT processed b) Denominator: metric tons processed c) Types of GHG emissions included: Scopes 1 and 2 d) Gases included: All Kyoto protocol gases, plus additional refrigerants 	
GRI 305: Emissions	305-5 Reduction of GHG emissions	<ul style="list-style-type: none"> a) GHG reduction: intensity reduced 15.1% over baseline b) Gases included: All Kyoto protocol gases c) Base Year: 2010 - This was the first year that global emissions data was quantified. d) Scopes: Scopes 1 & 2 e) Standards/methodologies used: The Climate Registry protocol 	

GRI INDEX

GRI Standard	Disclosure	Page number(s) and/or URL(s)	Omission
			Part and Reason
Supply Chain Management			
GRI 103: Management Approach	103-1 Explanation of the material topic and its Boundary	Pages 13-16	
	103-2 The management approach and its components	Pages 13-16, 20, 22-24	
	103-3 Evaluation of the management approach	Pages 13-16, 20, 22-24	
GRI 308: Supplier Environmental Assessment	308-2 Negative environmental impacts in the supply chain and actions taken	Pages 13-16, 19-20, 22-24	
GRI 413: Local communities	413-2 Operations with significant actual and potential negative impacts on local communities	Pages 11-16, 20, 22-24	
GRI 414: Supplier Social Assessment	414-2 Negative social impacts in the supply chain and actions taken	Pages 28-29	
Human Rights			
GRI 103: Management Approach	103-1 Explanation of the material topic and its Boundary	Pages 14-15, 28-29	
	103-2 The management approach and its components	Pages 14-15, 28-29	
	103-3 Evaluation of the management approach	Pages 14-15, 28-29	
GRI 407: Freedom of Association and Collective Bargaining	407-1 Operations and suppliers in which the right to freedom of association and collective bargaining may be at risk	Pages 14-15, 28-29	
GRI 408: Child Labor	408-1 Operations and suppliers at significant risk for incidents of child labor	Pages 14-15, 28-29; www.adm.com/progresstracker	
GRI 409: Forced or compulsory labor	409-1 Operations and suppliers at significant risk for incidents of forced or compulsory labor	Pages 14-15, 28-29; www.adm.com/progresstracker	
GRI 411: Rights of indigenous peoples	411-1 Incidents of violations involving rights of indigenous peoples	Pages 14-15, 28-29; www.adm.com/progresstracker	
GRI 412: Human Rights Assessments	412-1 Operations that have been subject to human rights reviews or impact assessments	Pages 14-15, 28-29; www.adm.com/progresstracker	
	412-2 Employee training on human rights policies or procedures	Pages 14-15, 28-29; www.adm.com/progresstracker	
GRI 414: Supplier Social Assessment	414-2 Negative social impacts in the supply chain and actions taken	Pages 14-15, 28-29, 31-33; www.adm.com/progresstracker	
Community Relations			
GRI 103: Management Approach	103-1 Explanation of the material topic and its Boundary	Pages 25-26	
	103-2 The management approach and its components	Pages 25-26	
	103-3 Evaluation of the management approach	Pages 25-26	

GRI INDEX

GRI Standard	Disclosure	Page number(s) and/or URL(s)	Omission
			Part and Reason
GRI 413: Local communities	413-1 Operations with local community engagement, impact assessments, and development programs	Pages 25-26	
Food Safety/ Customer Safety			
GRI 103: Management Approach	103-1 Explanation of the material topic and its Boundary	Pages 21, 25-26	
	103-2 The management approach and its components	Pages 21, 25-26	
	103-3 Evaluation of the management approach	Pages 21, 25-26	
GRI 416: Customer Health and Safety	416-1 Assessment of the health and safety impacts of product and service categories	Pages 21, 25-26	
	416-2 Incidents of non-compliance concerning the health and safety impacts of products and services	Pages 21, 25-26	
	FP5 Percentage of production volume manufactured in sites certified by an independent third party according to internationally recognized food safety management system standards	Pages 21, 25-26	